



REAL

SLIDING HARDWARE | BARN DOORS | CARRIAGE DOORS
REAL DOORS. REAL HARDWARE. REAL PEOPLE.





WHY US

At **Real Carriage Door & Sliding Hardware** our doors and hardware are built with pride in the Pacific Northwest. Our projects can be found throughout North America, Hawaii, Alaska, Canada, the Caribbean, and as far away as Australia. Here you will find that craftsmanship, excellence, and **innovation** are of the utmost importance. We embrace the art of working with raw materials and the creative **diligence** to turn them into something extraordinary.

CRAFTSMANSHIP

The phrase "they don't build things the way they used to" has no meaning around here. We build things the right way, not taking any short cuts and not cutting any corners. **Excellence** in craftsmanship and attention to detail is unmistakable in all of our doors and hardware. This diligence is what makes us the hands down **industry leader** for both commercial and residential applications.

EXPECTATIONS

When selecting any of our Real products, you can expect local manufacturing and true **American craftsmanship**, unsurpassed hardware design and quality, courteous and attentive customer service, unrivaled order fulfillment speed, project specific custom designs, and beautiful doors.

TABLE OF CONTENTS

Real Sliding Hardware

Classic	1
Prop	3
Aero	5
Hammered	7
Horseshoe	9
Industrial	11
Box Rail	13
Architectural Series	15
Accessories	18
Finishes	19
Options	22

Real Sliding Barn Doors

Plank Styles	24
Rustic Alder	27
Weathered	27
Reclaimed Barn Wood	27
Reclaimed Redwood	28
Sapele Mahogany	28
European Beech	28
Western Red Cedar	29
Douglas Fir	29
Maple	29
Cherry	30
White Oak	30
Walnut	30

Craftsman Slide or Swing

About	32
Styles	33

Real Carriage & Custom Doors

Carriage	37
Openers	39
Entry Doors	44
Folding	45
Dutch	46
Sliding	47



SLIDING HARDWARE





CLASSIC FLAT TRACK

Classic Flat Track Hangers embody **simplicity**. At 1/4" thick the hanger is robust yet slender. Its steel straps fasten to the face of the door with the top of the hanger wrapping gracefully over the wheel.



PROP FLAT TRACK

The prop flat track hangers are **dynamic** and sleek. These sporty, no-fuss hangers glide effortlessly along the track.



AERO FLAT TRACK

Aero Flat Track is **refined** and unpretentious with a minimalist design. The sturdy hangers affix to the top of the door lending simple visual appeal without sacrificing durability and strength.





HAMMERED FLAT TRACK

Forged by our master blacksmith, Hammered Flat Track hangers are **rustic**, handsome, and exclusive to Real Sliding Hardware. These robust hangers are peened and shaped by hand, introducing old world quality and warmth to traditional spaces.



HORSESHOE FLAT TRACK

Horseshoe flat track embraces the spirit of a bygone era where, on the farm, horseshoes were often repurposed. Exhibiting design restraint, **elegant** proportions, and boasting a total of four wheels per door, this rugged hardware is a real workhorse.



INDUSTRIAL FLAT TRACK

Industrial Flat Track is the perfect choice for **large** doors weighing up to 800 pounds. Industrial Hangers are intended for solid function and offer superior style when scale is a factor.



BOX RAIL

North America's premier box rail sliding hardware sets the industry standard for **strength** and dependability, carrying doors up to 400, 600, and 1,000 pounds with ease and elegance. Real trolleys are manufactured from 304 grade stainless steel then outfitted with durable high-grade poly wheels ensuring years of smooth operation and dependability.



SWISS ROD


Swiss Rod sliding hardware is the hallmark of the Real Architectural Series. The clean, **precise** lines of Swiss Rod evoke images of its namesake, the Swiss Alps. Inspired by the effortless movement of skis through snow, Swiss Rod glides smoothly and silently along its perfectly round track.

HEX BAR

Hex Bar sliding hardware offers a fresh, unprecedented design within the barn door hardware industry, showcasing the pure **geometric** form of the hexagon. The defined lines of the wheels and rod introduce a sculptural element to any room accenting modern décor and architecture.



PULLS



Swiss Rod



Hex Bar



Flush Pull Set

Specifications

	Minimum	Maximum
Door Thickness	1-1/4"	2-1/4"
Clearance*	4-3/4"	N/A
Door Weight	N/A	300 lbs.

*Chart indicates minimum clearance between top of door and ceiling line.

*Call for custom bar lengths and applications.

When choosing pull handles for sliding doors, a common problem is pairing a bar pull with a flush pull. The through-bolt fasteners of the bar pull often interfere with the flush pull plates and limit flush pull height. These bar/flush pull sets were designed to share fasteners and allow tall flush pulls. Hex Bar and Swiss Rod flush pull sets are available to match Hex Bar and Swiss Rod sliding hardware systems. This combination is exclusive to Real.

FINISHES

Real Sliding Hardware is available in brushed stainless steel, raw unfinished steel, and durable powder coat finishes. Stainless steel and powder coat finishes are suitable for both interior and exterior applications.



SPECTRUM & CUSTOM

These lively shades are sure to brighten up any space. Use these punchy colors to draw out the accent tones of throw pillows, artwork, or your favorite arm chair. Add a splash of color with the finishes below or **inquire about custom colors**.



AVAILABILITY

	Unfinished/Black/ORB	Custom Colors	Stainless
Classic	●	●	●
Prop	●	●	●
Aero	●	●	●
Hammered	●	●	
Horseshoe	●	●	
Box Rail	●	●	●
Industrial	●	●	●
Swiss/Hex			●





ADJUSTABLE STOPS

Adjustable end stops **softly** halt your door at any point along the track. Featuring the same cushioned pads as standard stops, adjustable stops allow for the use of any standard length kit in custom applications.



HUSH WHEELS

Real Sliding Hardware recommends Hush Wheels for applications that require the quietest operation. Employing durable, high-grade polymer technology, nothing rolls as **quiet** as a Hush Wheel.

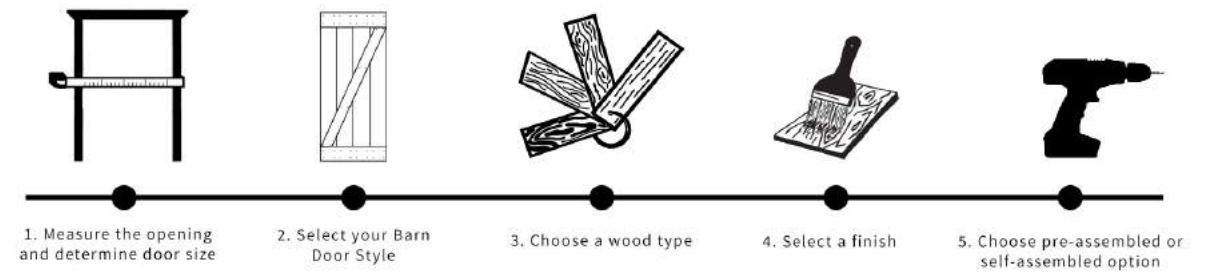



MATCHING HUSH WHEELS

Hush Wheel technology can be applied to wheels of any finish including **beautiful** brushed stainless steel (shown right). Custom color finishes also available upon request.



SLIDING BARN DOORS

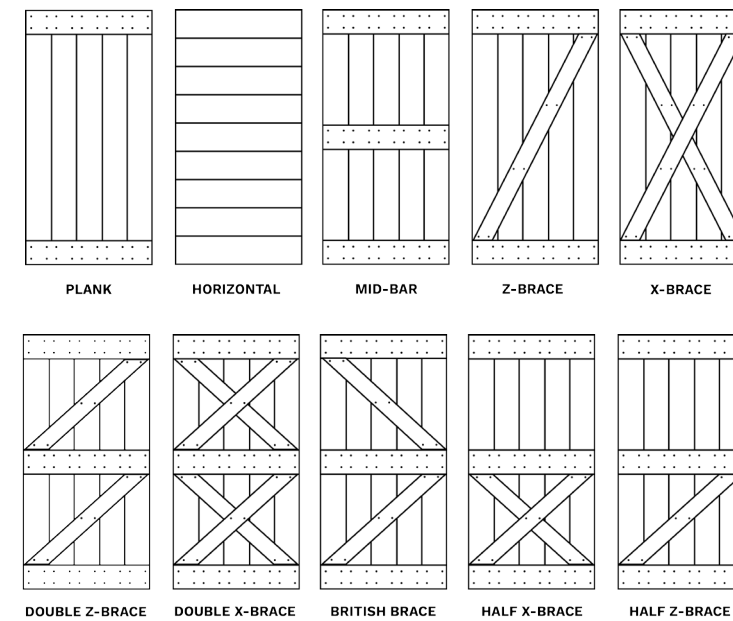


HOW TO CHOOSE YOUR BARN DOOR


To select the perfect barn door, start by measuring your doorway to determine what size barn door you'll need. We recommend that the door overlaps the opening by at least one inch all the way around. Next, select your barn door style and wood species. Then choose the finish you prefer and, finally, determine whether you'd like your barn door finished and assembled by our team or if you'd like to finish and assemble it yourself. Real Sliding Barn Doors are easy to assemble and include all the parts you will need.

BARN DOOR PLANK STYLES

Choose from several different configurations including Plank, Mid-Bar, Z-Brace, X-Brace, Double Z-Brace, Double X-Brace, British-Brace, Half X-Brace and more.







RUSTIC ALDER

From the cozy cabin to the upscale loft these barn doors will add **warmth** and comfort to your home. Organic knots and burls define the rustic nature of alder. Great for the urban cottage or any place that needs a touch of nature, Alder is naturally warm with earthy tones and hints of amber.



RECLAIMED REDWOOD

Reclaimed Redwood Barn Doors are constructed from our limited stock of stunning salvaged redwood, full of character and history. Make your barn door a conversation starter and add warmth to your home with the **rich** hues and textures of Reclaimed Redwood.



WEATHERED

Introduce the **timeless** look of worn, rugged wood into your project with a Weathered Barn Door. Made with wood reclaimed from trees in the Rocky Mountain region, these barn doors are both environmentally friendly and beautiful.




SAPELE MAHOGANY

Sapele Mahogany enhances contemporary spaces with a **sophisticated** quality. This distinctive wood features texture and dimension as it shimmers in the light. Durable and sleek, Sapele Mahogany is the leading choice for refined spaces.




RECLAIMED BARN WOOD

Reclaimed Barn Doors are crafted from authentic, **salvaged** barn wood. Add warmth and historic character to your home with the rich hues and textures of timeless barn wood.



EUROPEAN BEECH

European Beech adds an elegant appeal to any **modern** decor. With unique wood tones of light reddish-brown, characteristic rays, and tiny pores, Beech barn doors are the perfect complement to any contemporary home.



WESTERN RED CEDAR

Recognized for its **classic** qualities Western Red Cedar is a cornerstone of the Pacific Northwest. Cedar's silky texture and golden linear grain make it a woodworker's favorite.



DOUGLAS FIR

Douglas Fir features a light brown fiber with **stunning** dark brown growth rings. Eager to blend with virtually any décor, the Douglas Fir Barn Door is a great choice for the home.



MAPLE

Known for its delectable syrup, maple is one of the most **durable** wood species available. It has been a favorite among woodworkers since the early Colonial days. Light and airy, a maple door will add sophistication to your favorite room.



CHERRY

Cherry exhibits **gorgeous** colors and a resplendent straight grain. Cherry lumber colors range from robust red to soft light brown. The wood is satiny and smooth, adding elegance and refinement to any space.



WHITE OAK

Sturdy and **strong**, quarter-sawn white oak is prepared to stand guard in front of any room. With its striped grain and eye-catching gleams of yellow it is sure to grab the attention of your guests.



WALNUT

A walnut door is an excellent way to make a bold statement in your home. **Luxurious** chocolate brown and streaks of pale yellow create a compelling contrast. Whether your design style is modern, industrial, or rustic, a walnut door will be the perfect statement piece.




CRAFTSMAN SLIDE OR SWING

Designed for interior use, our craftsman slide or swing doors are available in a **sliding door or swinging option**. Whether you are looking for an accent sliding barn door or would like to fit your entire home with Real's uniquely styled doors, you will find something here to choose from.

Handcrafted from solid wood, these doors feature handsome wood grain and naturally occurring elements, exuding Real Carriage quality. Choose from our wide variety of wood species.




CRAFTSMAN SLIDE OR SWING




CRAFTSMAN FOUR PANEL




CLASSIC FULL PANEL




CRAFTSMAN HIGH T



CRAFTSMAN TWO PANEL



BUNGALOW T PANEL



CRAFTSMAN THREE PANEL



CLASSIC SINGLE GLASS



CRAFTSMAN Z PANEL




METAL CHALKBOARD




FIVE PANEL GLASS



CLASSIC MIRROR



FIVE PANEL





CARRIAGE & CUSTOM DOORS

REAL CARRIAGE DOORS

Real Carriage Door & Sliding Hardware is an advocate of true, **solid wood construction**. We use old world timber frame building techniques, utilizing stile and rail construction with mortise and tenon joinery. Whether carriage, entry, dutch, folding, or sliding, each door we create is built to your dimensions and specifications.

DOOR DESIGNS

Door styles include the Craftsman Traditional with flat or raised panels, the Classic Line which incorporates tongue & groove, and the Studio line with a predominance of glass. We specialize in designing custom doors to fit personal style and taste. With a wide variety of wood species, design options, and glass selections, each door is **uniquely handcrafted** to become its own architectural focal point.

PRODUCTION

Our staff works closely with architects, builders, project managers and homeowners on new construction, renovation, and historic projects, both residential and commercial. Once doors are complete they are **crated and shipped raw**, ready for light sanding and finishing when you receive them.





CARRIAGE DOORS

There is nothing more stunningly **authentic** than wood carriage doors. More than just garage doors, these handmade creations are made of beautiful woods and have the outswing operation for which we've grown fondly accustomed. It just makes sense to adorn your garage, studio, or barn with a set of carriage doors because they offer a quality of looks and function uncommonly found in our modern era.



FRANKLIN AUTOSWING

Brilliantly engineered, the Franklin Autoswing Opener offers **quiet operation** and delivers **superior torque**. As America's premier builder of carriage doors, we developed the Franklin with its European manufacturer directly, tailoring it to suit carriage doors.

The Franklin is mounted just above the doors, leaving the ceiling clear of any track system overhead, facilitating accent lighting and vertical lifts for a more usable, attractive space. Each low-voltage motor is housed in a sleek enclosure featuring a keyed knob for manual override. Once installed, the Franklin Autoswing is ready to operate with minimal programming. The one step auto-set feature programs the door to operate with the minimum required torque for **maximum safety**.

The Franklin Autoswing now comes with a full **three year manufacturer's warranty**. This impressive opener has an impeccable service record and **meets or exceeds UL 325 Safety Standards**. Our customers receive prompt, knowledgeable technical support and customer service.



FREMONT OPENER

The Fremont Ceiling-Mounting Automatic Opener is unlike any other. With its patented German engineering, this opener is uniquely suited to operating out-swing carriage doors. The Fremont Opener is durable, **surprisingly quiet** and very easy to install with our installation manual specifically written for this unique outswing application.

EDISON SLIDING OPENER

Don't get out of your car. Don't get off of your tractor. Let the Edison Sliding Opener open your barn doors with **ease**. Great for vehicular sliding door applications, the Edison will civilize your sliding door operation like never before. Now you can open a sliding door just as you would your conventional garage door. It's that simple with the Edison Sliding Opener.





ENTRY DOORS

At Real Carriage Door Company, we believe in the importance of **good design** and building. Whether you are a homeowner remodeling your garage or an architect laying out plans for a grand hall, we have the handcrafted entry doors you have been looking for. We created our door lines to match a variety of architectural styles.



DUTCH DOORS

Most of our door styles work wonderfully as dutch doors. Outswing carriage doors or entry doors can both be dutch doors. **Enjoy a breeze** in the summer months.

FOLDING DOORS

Folding door systems allow you to connect and divide living areas, enjoy vistas, welcome fresh air, and **seamlessly join indoor and outdoor activities**. Also known as bi-folds, the doors stack on the sides, without posts or fixed door panels to block views or breezes. Folding doors are suitable for garage spaces, living rooms, studios, and more.





CUSTOM SLIDING DOORS

Steeped in tradition, sliding doors have been in use for centuries. The familiarity, practicality and **space-saving** design of sliding garage doors make them a great solution for many projects. Whether the application is a barn, garage, interior space, or studio, our horizontal sliding doors will fit the bill.



A B O U T U S

Real Carriage Door & Sliding Hardware is committed to excellence in creating high quality products for customers around the world. Built Real in the USA, our original door and hardware designs are visually stunning and structurally robust. We strive to exceed your expectations by combining personalized customer service with the highest quality products. We invite you to Build Real.™

Real is constantly releasing new, innovative, and exclusive products. We always have great things in the works, so swing by our website to stay completely up to date on everything we have to offer.

O R D E R T O D A Y

To order please call us at **800.694.5977**. Our experienced designers are ready to help you find the perfect doors and hardware for your project's needs. Order your Real Carriage doors and hardware today!

P 800.694.5977 **F** 253.857.9295

WWW.REALSLIDINGHARDWARE.COM

info@realslidinghardware.com

WWW.REALCARRIAGE.COM

info@realcarriagedoors.com

Real Carriage Door & Sliding Hardware

9803 44th Ave NW

Gig Harbor, WA 98332